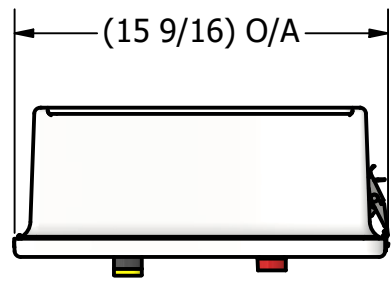


4

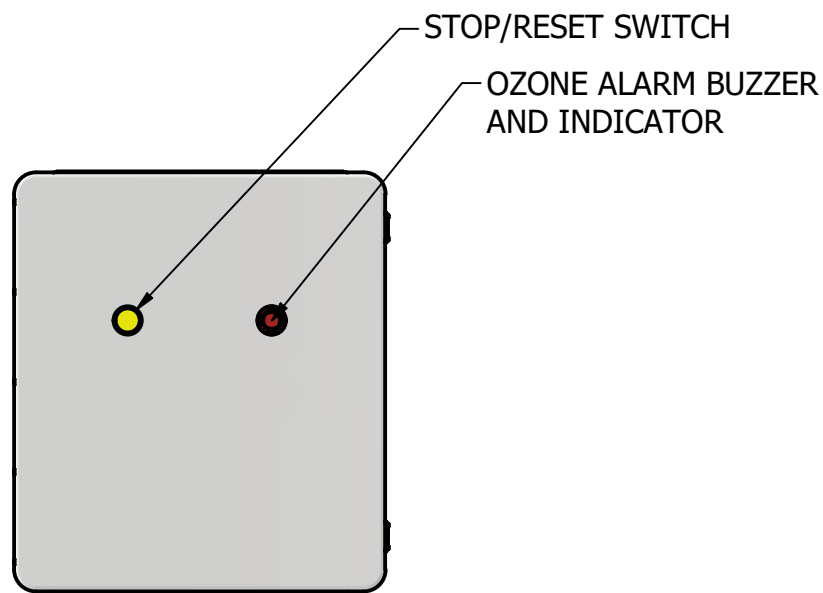
3

2

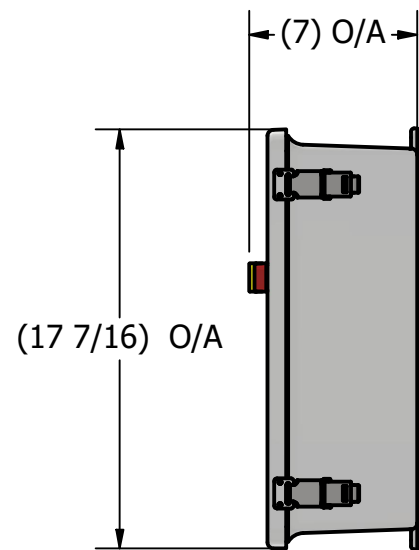
1



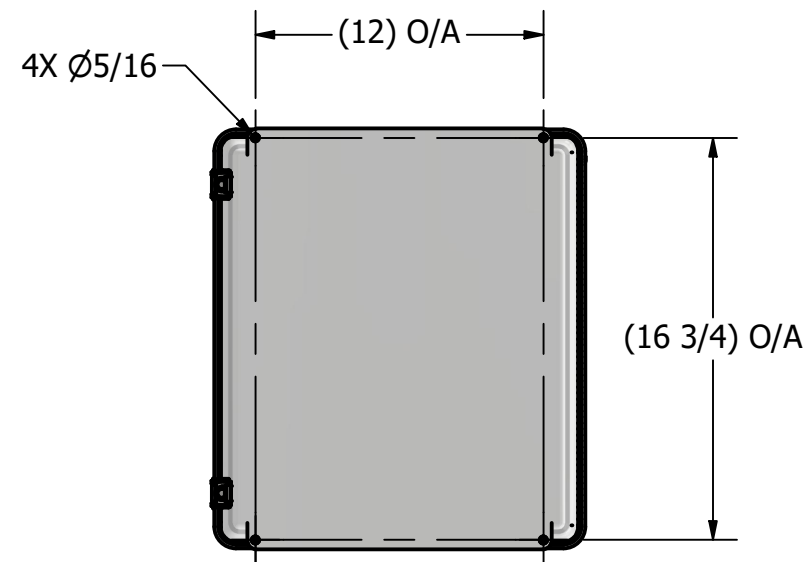
PLAN  
SCALE 1 / 8



FRONT ELEVATION  
SCALE 1 / 8



RIGHT ELEVATION  
SCALE 1 / 8

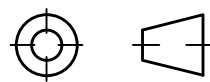


**SITE REQUIREMENTS**

Power: 120VAC 2.5A  
 Wall mounted  
 Control interface is wireless direct to the ozone control panel, no control wiring required  
 Horn and strobe alarm indication with alarm silence/reset pushbutton

**TOLERANCES**  
 UNLESS OTHERWISE SPECIFIED  
 DIM ARE IN INCHES  
 TOL ON ANGLE ± 1°  
 2 PL ± .10 3 PL ± .005  
 X/X ± 1/16"  
 INTERPRET DIM AND TOL PER  
 ASME Y14.5 2018

THIRD ANGLE PROJECTION



TITLE  
**Submittal Sheet**  
 Ozone Warning Alarm

SIZE B	DWG NO DS-SUB-TE-OWA-120V1P	REV A
SCALE 1 / 8	SHEET 1 OF 1	

4

3

2

1